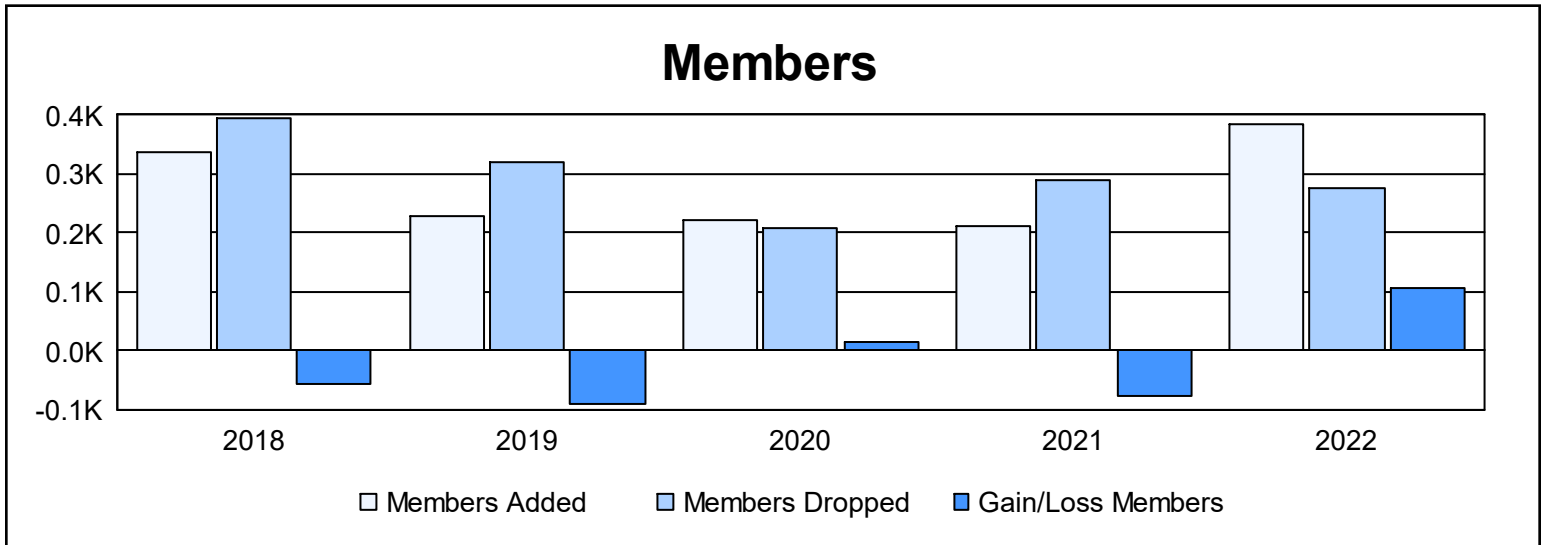
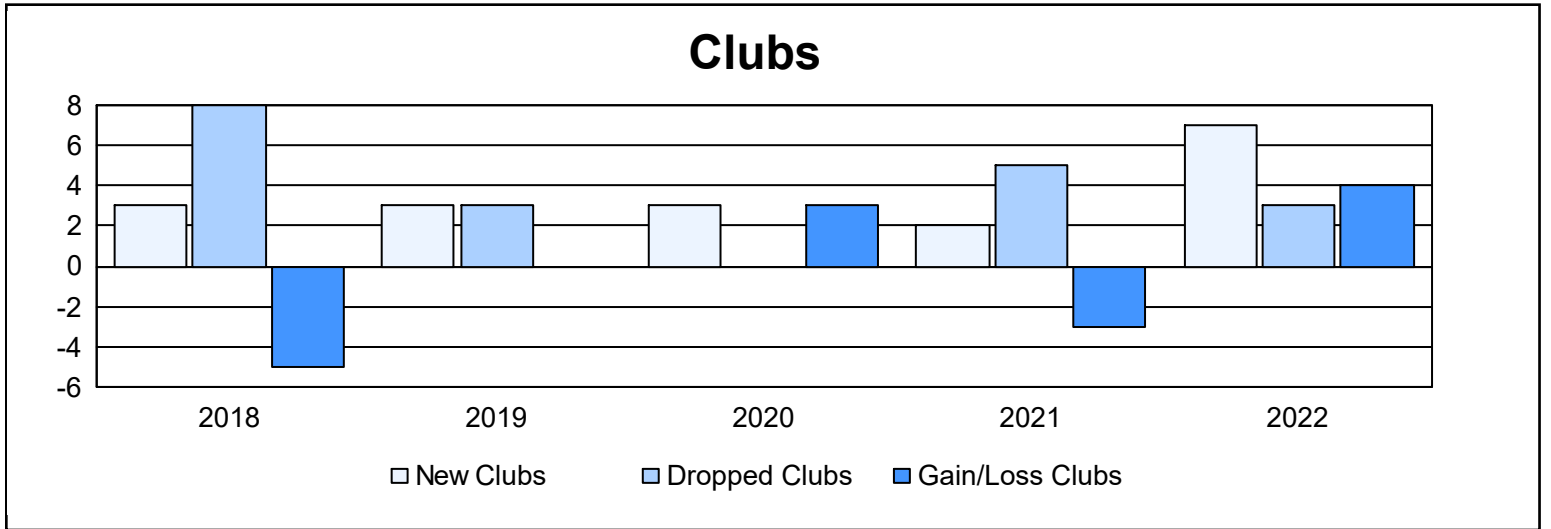
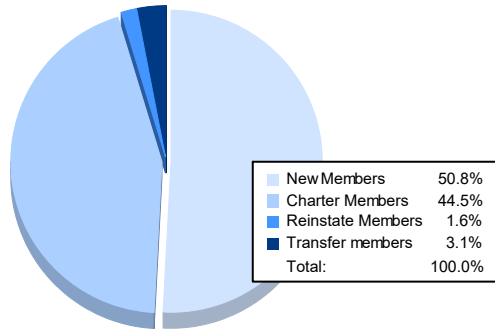


Year	New Clubs	Dropped Clubs	Gain/ Loss Clubs	New Members	Charter Members	Reinstate Members	Transfer Members	Total Member Added	Total Members Dropped	Gain/ Loss Members
2017-2018	3	8	-5	205	86	25	20	336	394	-58
2018-2019	3	3	0	95	93	31	9	228	319	-91
2019-2020	3	0	3	122	87	9	5	223	207	16
2020-2021	2	5	-3	152	44	10	6	212	290	-78
2021-2022	7	3	4	195	171	6	12	384	277	107
<b>Average</b>	<b>4</b>	<b>4</b>	<b>0</b>	<b>154</b>	<b>96</b>	<b>16</b>	<b>10</b>	<b>277</b>	<b>297</b>	<b>-21</b>



### Membership Composition June 2022 Cumulative



### Gender Composition June 2022 Cumulative

